



District Report Card: 2017


State: Tamil Nadu	District: Pudukkottai
Class: 8	Subject: Mathematics
Schools: 50	Students: 1086


Participation/Coverage


Students

<div>GENDER</div> <div></div>	Boys				Girls			
	Number		%		Number		%	
	579		53.31		507		46.69	

<div>AREA</div> <div></div>	Rural				Urban			
	Number		%		Number		%	
	924		85.08		162		14.92	

<div>CATEGORY</div> <div></div>	SC		ST		OBC		GEN	
	Number	%	Number	%	Number	%	Number	%
	252	23.20	1	0.09	823	75.78	10	0.92

<div>CWSN</div> <div></div>	LD	VI	HI	S&LD	ID	Oth
	2	1	2	2	3	1

<div>Management</div> <div></div>	Government			Government-aided		
	Number		%	Number		%
	931		85.73	155		14.27

Average Performance of Students in Mathematics (%)

Overall	Gender		Area		Management		Social Group			
	Male	Female	Rural	Urban	Govt.	Aided	SC	ST	OBC	GEN
32.39	31.48	33.44	32.58	31.32	32.57	31.35	32.65	6.67	32.35	32.67

Performance on Learning Outcomes (LOs)

Learning Outcomes	Description	Average Performance(%)
M601	Solves problems involving large numbers by applying appropriate operations	22.04
M606	Solves problems on daily life situations involving addition and subtraction of fractions / decimals	26.67
M620	Finds out the perimeter and area of rectangular objects in the surroundings like floor of the class room, surfaces of a chalk box etc.	27.43
M621	Arranges given/collected information in the form of table, pictograph and bar graph and interprets them	21.85
M702	Interprets the division and multiplication of fractions	42.17
M705	Solves problems related to daily life situations involving rational numbers	32.87
M706	Uses exponential form of numbers to simplify problems involving multiplication and division of large numbers	17.77
M707	Adds/subtracts algebraic expressions	28.27
M710	Solves problems related to conversion of percentage to fraction and decimal and vice versa	19.78
M717	Finds out approximate area of closed shapes by using unit square grid/graph sheet	29.63
M719	Finds various representative values for simple data from her/his daily life contexts like mean, median and mode	46.56
M721	Interprets data using bar graph	40.48
M801	Generalizes properties of addition, subtraction, multiplication and division of rational numbers through patterns	18.32
M802	Finds rational numbers between two given rational numbers	37.18
M803	Proves divisibility rules of 2, 3, 4, 5, 6, 9 and 11	38.15
M804	Finds squares, cubes, square roots and cube roots of numbers using different methods	29.12
M808	Uses various algebraic identities in solving problems of daily life	45.42
M812	Verifies properties of parallelogram and establishes the relationship between them through reasoning	27.74
M818	Finds surface area and volume of cuboidal and cylindrical object	26.56
M819	Draws and interprets bar charts and pie charts	43.55

Range of Performance of Students who Answered Correctly							
Below 30%		30% - 50%		50% - 75%		Above 75%	
Number	%	Number	%	Number	%	Number	%
495	45.58	467	43.00	113	10.41	11	1.01

Lowest Performing Learning Outcomes (LOs)

- 1 - Uses exponential form of numbers to simplify problems involving multiplication and division of large numbers (17.77)
- 2 - Generalizes properties of addition, subtraction, multiplication and division of rational numbers through patterns (18.32)

- 3 - Solves problems related to conversion of percentage to fraction and decimal and vice versa (19.78)
- 4 - Arranges given/collected information in the form of table, pictograph and bar graph and interprets them (21.85)
- 5 - Solves problems involving large numbers by applying appropriate operations (22.04)